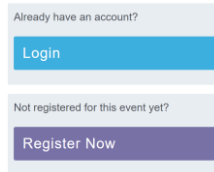
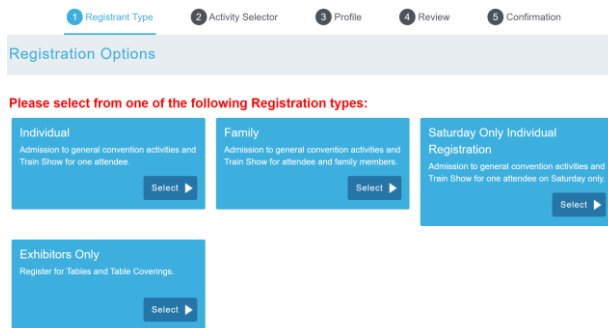


INSTRUCTIONS FOR INDIVIDUAL REGISTRATION
INDY JUNCTION 2022
May 18 – 22, 2022

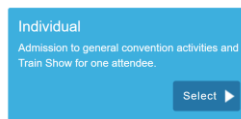
Registration for the convention was contracted out to a third-party vendor but is being managed by members of the Indy Junction 2022 Convention team. When you click the link to register, you will automatically be redirected to the secure registration site. There you will be presented with the following options:



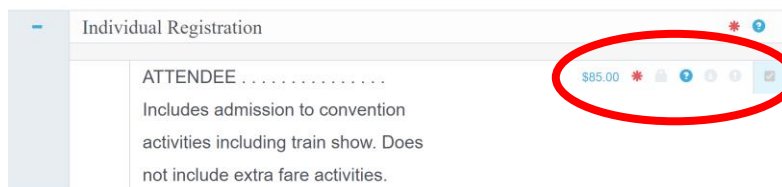
You will select “Register Now” if visiting the site for the first time. Here you will be presented with the following options:



1. Click “Select” in the Individual option box.




2. Inside the ATTENDEE box, you will see that it is pre-selected.



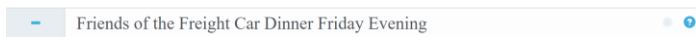
INSTRUCTIONS FOR INDIVIDUAL REGISTRATION
INDY JUNCTION 2022
May 18 – 22, 2022

3. Make convention selections for the **ATTENDEE** from the following options:



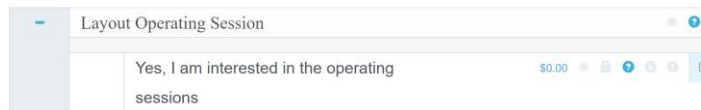
A screenshot of a dropdown menu with a blue minus sign on the left and a blue plus sign on the right. The text inside the dropdown is "Prototype Tours".

Select from the Tours listed. (Tours are not listed here as they are subject to change.)



A screenshot of a dropdown menu with a blue minus sign on the left and a blue plus sign on the right. The text inside the dropdown is "Friends of the Freight Car Dinner Friday Evening".

Select from the Pork, Beef, Tilapia or Dietary Restricted Meal options. If a Dietary Restricted Meal is requested, the hotel will work with you to provide a meal that meets your dietary needs.



A screenshot of a dropdown menu with a blue minus sign on the left and a blue plus sign on the right. The main text is "Layout Operating Session". Below it, there is a sub-option: "Yes, I am interested in the operating sessions" with a price of "\$0.00" and several icons to its right, including a blue plus sign and a square checkbox.

Operating Sessions are being coordinated using OperatingSessions.com. Click to select "Yes, I am interested in the operating sessions". You will receive an email with an authorization code that will allow you to browse the layouts and register at OperatingSessions.com.



A screenshot of a dropdown menu with a blue minus sign on the left and a blue plus sign on the right. The main text is "Order Convention Shirt(s) Max Qty = 6 Per Size". Below it, there are three sub-options, each with a price and icons to its right:

Order (Qty 1) Adult Small Convention Shirt	\$30.00	Icons
Order (Qty 2) Adult Small Convention Shirts	\$60.00	Icons
Order (Qty 3) Adult Small Convention Shirts	\$90.00	Icons

Convention Shirts are available in sizes S to 3X, priced \$30 - \$32 - \$34 depending on size. If you wish to order 1, 2, or 3 shirts of the same size, simply select 1, 2, or 3. To order 4 shirts of the same size, select 1 AND 3. To order 5 shirts of the same size, select 2 AND 3. To order 6 shirts of the same size, select 1, 2 AND 3. Example above shows options for Small Convention Shirts. You will see the same options for the other sizes. NOTE: Convention Shirts are available for pre-order only. They will not be available for sale at the convention. Watch <https://www.indyjunction2022.org> for notification of order cutoff date.

4. After making the selections, click Next.

INSTRUCTIONS FOR INDIVIDUAL REGISTRATION
INDY JUNCTION 2022
May 18 – 22, 2022

5. Create **ATTENDEE** account.

This screenshot shows the registration page with a blue header that says "You need to sign in or sign up before continuing." Below the header, it says "Please login or register for this event." The main content area is titled "Answer all questions on the form." There are two forms: "Create an Account" and "Log In". The "Create an Account" form has fields for Email (ATTENDEE@IndyJunction2022.org), First Name (ATTENDEE), Last Name (ATTENDEE), Password (****), and Confirm Password (****). A "Register" button is at the bottom of this form. The "Log In" form has fields for Email and Password, a "Log In" button, and a "Forgot Password?" link.

6. When finished creating **ATTENDEE** account, click Register.

This screenshot shows the "Create an Account" form with the "Register" button circled in red. The form includes fields for Email (ATTENDEE@IndyJunction2022.org), First Name (ATTENDEE), Last Name (ATTENDEE), Password (****), and Confirm Password (****). Below the form, it says "This registration will allow you to register for years to come."

7. Complete profile information for **ATTENDEE**. When finished, click Next.

This screenshot shows the "Your Profile" form with the "Next" button circled in red. The form is titled "Your Profile" and has a sub-header "Fields marked with an * are required". It includes fields for First Name (*), Last Name (*), Address (with sub-fields for Use 1 and Use 2), Mobile Phone, Name (First Name or Nickname), and several MMRA-related fields (MMRA Number, Region, Division, and MMNR Number). A "Next" button is at the bottom right of the form.

INSTRUCTIONS FOR INDIVIDUAL REGISTRATION
INDY JUNCTION 2022
May 18 – 22, 2022

8. Read the Statement of Policy, input first & last initial where indicated. The Agree & Confirm button will turn blue. If it does not turn blue, make sure the initials you entered are the first and last initial of the name as entered in the Profile.

9. Click Agree & Confirm.

10. Verify that the ATTENDEE Schedule Summary is correct.

INSTRUCTIONS FOR INDIVIDUAL REGISTRATION
INDY JUNCTION 2022
May 18 – 22, 2022

11. If additional convention activities are desired, click "Add Items", repeat steps (2) through (10).

1 Registrant Type 2 Activity Selector 3 Profile 4 Review 5 Confirmation

Review & Check Out

Almost there!
Please confirm any requirements and checkout below in order to successfully complete your registration.

Schedule Summary
Items you are registering for now:

Family Registration

ATTENDEE	Includes admission to convention activities including the train show for Registrant (\$85) and Family (\$25). Does not include extra fare activities. SELECT ONE TIME ONLY!	\$110.00	Remove
----------	---	----------	--------

Add Items

12. Almost done! After additional items are entered or if no additional items are desired, verify the selections are correct and proceed with credit card information. The address used in the ATTENDEE profile automatically populates the credit card screen. Please verify that the address is the correct one for the credit card being used.

2. Checkout

Pay by credit card

Pay Instantly & Securely Using your Credit Card

Credit Card Information

Name of Card Card Number

Exp month Exp year CVV

Address

Line 1 Line 2

CLINC STREET Street Address 2

Country State

United States Alabama

City Zip code

anywhere 12345

Phone

Phone

Total: \$85.00

Confirm & Pay

13. Click Confirm & Pay. You will receive an email confirmation and summary of the convention activities selected, along with a receipt for your credit card transaction.

Total: \$85.00

Confirm & Pay

INSTRUCTIONS FOR INDIVIDUAL REGISTRATION
INDY JUNCTION 2022
May 18 – 22, 2022

Remember the email address and password used for registration; you will be able to log in to your account and add convention activities if any are added to the schedule after you registered.

You are not considered “registered” until you confirm and pay. If you create your account, enter some information but don’t follow through to complete payment, the registration system “remembers” you as having an account, but not as a *registered* guest, therefore, you can’t simply use the “LOGIN” button. To get back into the system to complete your registration:

- Select Register Now.
- Select Individual from the Registration Types.
- Select the ATTENDEE option. Click Next.
- Type the email address used previously when your account was created. You will note that it populates in the LOGIN Box.
- Type the password where requested in the Register Now box. You will get the following message:

• Email exists. You may already have an account. Please try to log in.

- Insert the password in the LOGIN box.
- This generates the ATTENDEE profile page. Click Next.
- Complete Steps (7) – (13) as needed to complete your registration.

THANK YOU for registering for Indy Junction 2022! We look forward to seeing you there!



National Model Railroad Association Multi-Regional Convention
Midwest, North Central, & Mid Central Regions
and the RPM Conference
May 18-22, 2022
Indianapolis, Indiana